

ANALOG CABLES

PART NUMBER REFERENCE



Select Connector Type: 1-8 End "1"

Gender, Body and Pin Count
(from page 15) End "1"

Connector Orientation:

See example at right

Straight = 0

Right Angle 360° = 1 *

Right Angle 45° = 2 *

Right Angle 90° = 3

Right Angle 135° = 4

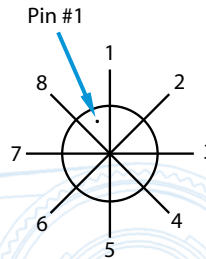
Right Angle 180° = 5 *

Right Angle 225° = 6 *

Right Angle 270° = 7

Right Angle 315° = 8

* PLEASE NOTE: Right Angle orientations are available for connector types: 1, 2, 5 & 6



Example: Right Angle orientation #3 (90°)



Cable Type Option:

24 AWG x 12C (I/O) = 1 *

ULTRAFLEX (Video) = 2 *

28 AWG x 6C (I/O) = 3 *

26 AWG x 8C (I/O) = 4 *

Select Connector Type: 1-8 End "2"

Gender, Body, and Pin Count
(from page 15) End "2"

X on End "2" denotes flying leads

Option: Length in Meters

* PLEASE NOTE: Cable type 1 is ONLY available for flying leads. Customer specified pin out for flying leads only.

Physical:

- Cable Color: Black
- Shell Color: Black
- Shell Construction: Pre-molded in Polyethelene, fully shielded and over-molded in black PVC.
- Cable Construction: Mini coaxial lines plus discrete wires for all standard RGB, HD and VD applications.

CONNECTOR TYPE OPTIONS:

1



12 Pin Female Plug
HR10A-10P-12S*

2



12 Pin Male Plug
HR10A-10P-12P*

3



12 Pin Female Jack
HR10A-10J-12S*

4



12 Pin Male Jack
HR10A-10J-12P*

5



6 Pin Female Plug
HR10A-7P-6S*

6



6 Pin Male Plug
HR10A-7P-6P*

7



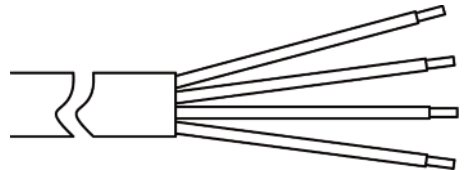
8 Pin Female Plug
HR25-7TP-8S*

8



8 Pin Male Plug
HR25-7TP-8P*

X



Flying Leads
for End "2"

* Connector P/N is for reference only.

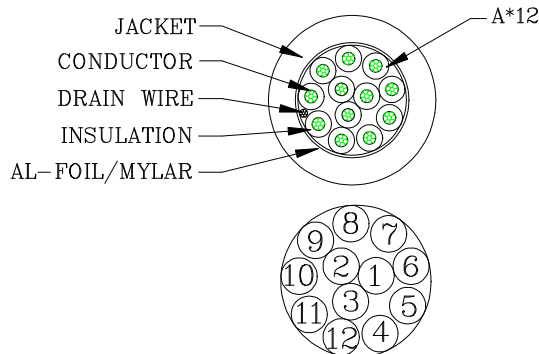
See page 16 for profile drawings.

REV. B

MVA TYPE 1 CABLE

SPEC No.:	7/0.2TA*12C+EA						
Customer		Customer NO.		8 Code:	341201--	Sample NO:	W97012404
UL File NO.	E101344	UL Style:	UL 2464	Date:	1/24/08	Spec NO:	12E7BB1P006517-----
CSA File NO.	0	CSA Style:	0	Edition.:	Original Edition	Operation NO:	0
Structure			Structure A				
Conductors	Structure AWG	AWG	24# (7/32)				
	Material	--	Tinned Copper				
	O.D.	mm	0.6 Ref				
Insulation	Material	--	SR-PVC				
	Diameter	mm	1.07±0.07				
	Average Thickness	mm	0.235 Ref				
	Color	--	AS Color Code				
Layer	Direction	--	Right (S)				
	Pitch	mm	85 Ref				
	Diameter	mm	4.87 Ref				
Shielding	Material	--	--	AL-foil/mylar			--
	Conductive Side	--	--	Inside			--
	Overlap Rate	%	--	25			--
Drain wire	Structure AWG	AWG	24# (7/32)				
	Material	--	Tinned Copper				
Jacket	Material	--	PVC				
	Diameter	mm	6.5 ± 0.19				
	Average Thickness	mm	0.78 Ref				
	Extrusion	--	Solid				
	Externals	--	Plane				
	Color	--	P001				
Inking	Color	--	WHITE				
	Inking NO.	084D	?	AWM E101344 STYLE 2464 VW-1 300V 80°C SPACE SHUTTLE-D			
		084C	?	AWM E101344 STYLE 2464 VW-1 300V 80°C SPACE SHUTTLE-C			

Draw NO.: 1/151.DWG



COLOR CODE

- | | |
|-----------------|-----------------------|
| 1.BLACK (P570) | 9.GRAY (P578) |
| 2.BROWN (P571) | 10.WHITE (P579) |
| 3.RED (P572) | 11.PINK (P600) |
| 4.ORANGE (P573) | 12.LIGHT GREEN (P601) |
| 5.YELLOW (P574) | |
| 6.GREEN (P575) | |
| 7.BLUE (P576) | |
| 8.VIOLET (P577) | |

MVA TYPE 1 CABLE

SPEC No.:	7/0.2TA*12C+EA						
Customer		Customer NO		8 Code:	341201-	Sample NO:	W97012404
UL File NO.	E101344	UL Style:	UL 2464	Date:	1/24/08	Spec NO:	12E7BB1P006517-----
CSA File NO.	0	CSA Style:	0	Edition:.	Original Edition	Operation NO:	0

Electric Characters

- 1.Voltage rating: 300V
- 2.Temperature rating : 80°C
- 3.Spark test : AC- 2500V/0.15 sec MIN.
- 4.Dielectric strength: AC- 1500V/3 sec MIN.
- 5.Insulation resistance : SR-PVC: DC- 500V 10 MΩ/KM MIN. at 20°C
- 6.Conductor resistance : 24AWG- 93.2Ω/KM MAX. at 20°C

Physical Characters

- 1.Flame test of cable:
 - 1.1 VW-1
- 2.Tensile strength test (before aging) :
 - 2.1 Sheath : > 1.05kg/mm2
 - 2.2 Insulation : >2.11kg/mm2
- 3.Tensile strength test (after aging) :
 - 3.1 Sheath : >70%
 - 3.2 Insulation : >70%
- 4.Elongation(before aging):
 - 4.1 Sheath : >100%
 - 4.2 Insulation : >100%
- 5.Elongation (after aging):
 - 5.1 Sheath : >65%
 - 5.2 Insulation : >70%
- 6.Requirements for green environment protection :Accord with RoHS

Approve	Frend	Auditing	Joan	Producer	Tina
---------	-------	----------	------	----------	------

MVA TYPE 2 CABLE

SPEC No.:	1354(S)43/0.04BA*4C+41/0.08BA*4C+TS 90%						
Customer		Customer NO.		8Code:	311201--	Sample NO:	W96060808
UL File NO.	0	UL Style:	0	Date:	6/8/07	Spec NO:	5D4684DU11704607-U--
CSA File NO.	0	CSA Style:	0	Edition:	Secondly Edition	Operation NO:	0
Structure		Structure A			Structure B		
Conductors	Structure AWG	AWG	30# (43/45)			24# (41/40)	
	Material	--	Bare Copper			Bare Copper	
	O.D.	mm	0.303 Ref			0.599 Ref	
Insulation	Material	--	FOAM-PE			SR-PVC	
	Diameter	mm	1.35 ± 0.09			1.07 ± 0.07	
	Average Thickness	mm	0.524 Ref			0.236 Ref	
	Color	--	AS Color Code			AS Color Code	
Shielding1	Shield	--	Spiral			--	
	Material	--	Bare Copper			--	
	Coverage Rate	%	93			--	
Jacket 1	Material	--	PVC			--	
	Diameter	mm	1.85 Ref			--	
	Average Thickness	mm	0.168			--	
	Extrusion	--	Solid			--	
	Color	--	AS Color Code			--	
Layer	Direction	--	Right (S)				
	Pitch	mm	70 Ref				
	Diameter	mm	5 Ref				
Shielding 2	Material	--	--	Tissue Paper			--
	Conductive Side	--	--	--			--
	Overlap Rate	%	--	25			--
Shielding3	Shield	--	Spiral				
	Material	--	Bare Copper				
	Coverage Rate	%	90 MIN				
Jacket 2	Material	--	PU				
	Diameter	mm	7 ± 0.19				
	Average Thickness	mm	0.80 Ref				
	Extrusion	--	Fill-Tubing				
	Externals	--	Plane				
	Color	--	U209				
Inking	Color	--	WHITE				
	Inking NO.	CLH	Space Shuttle-Ultraflex				
		CLH	Space Shuttle-Ultraflex				

MVA TYPE 2 CABLE

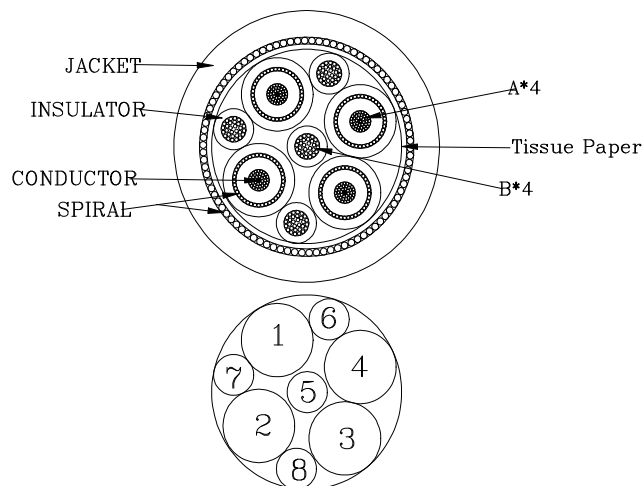
SPEC No.:	1354(S)43/0.04BA*4C+41/0.08BA*4C+TS 90%						
Customer		Customer NO.		8Code:	311201--	Sample NO:	W96060808
UL File NO.	0	UL Style:	0	Date:	6/8/07	Spec NO:	5D4684DU11704607-U--
CSA File NO.	0	CSA Style:	0	Edition:	Secondly Edition	Operation NO:	0

Structure

Structure A

Structure B

Draw NO.: 5/0032062.DWG



COLOR CODE

- 1.Inside:NATURE,Outside:RED (P581)
- 2.Inside:NATURE,Outside:ORANGE(P587)
- 3.Inside:NATURE,Outside:BLACK(P580)
- 4.Inside:NATURE,Outside:WHITE(P585)
- 5.BROWN (P571)
- 6.BLUE (P576)
- 7.YELLOW (P574)
- 8.GRAY (P578)

Physical Characteristics

1.Flame test of cable :

1.1--

2.Tensile strength test (before aging):

2.1 Sheath : >1.05kg/mm2

2.2 Insulation : >2.11kg/mm2 (SR)

3.Tensile strength test(after aging):

3.1 Sheath: >70%

3.2 Insulation :>70% (SR)

4.Elongation(before aging):

4.1 Sheath : >100%

4.2 Insulation : >100% (SR)

5. Elongation(after aging):

5.1 Sheath : >65%

5.2 Insulation: >70% (SR)

6.Requirements for green environment protection : Accord with RoHS

Electric Characteristics

1.Voltage rating : 30V

2.Temperature rating:60°C

3.Spark test : AC- 500V/0.15 sec MIN.

4.Dielectric strength: AC- 750V/1 sec MIN.

5.Insulation resistance: FPE: DC- 500V 100 MΩ/KM MIN. at 20°C

SR: DC- 500V 10 MΩ/KM MIN. at 20°C

6.Conductor resistance: 30AWG- 376 Ω/KM MAX. at 20°C

26AWG- 148 Ω/KM MAX. at 20°C

Transmission Characters

1.Capacitance : 1.Coaxial cable:56 pf/M at 1KHzs. (Nominal)

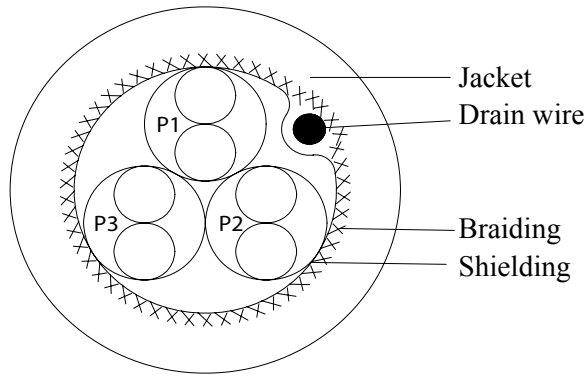
2.Impedance : $75 \pm 5 \Omega$ (Coaxial cable)

3.Attenuation : 110 dB/KM at 10 MHz

4.Time delay : 4.6 ns/M

5.Velocity of propagation : 78% nominal.

MVA TYPE 3 CABLE



Color Code

P1. White-Brown
 P2. Green-Yellow
 P3. Gray-Pink

ITEM		DESCRIPTION
No.of Cond.		3 Pairs
Conductor	Material	Tinned Copper Wire Stranded
	Construction	28AWG ; 7 strands / 0.127 ± 0.008 mm
Insulation	Material	HDPE
	Nom. thickness	0.18 mm
	Nom. Diameter	0.90 ± 0.05 mm
Shielding	Material	Aluminum Mylar Spirally Wrapped
	Coverage	100% coverage with 25% overlapping
Drain Wire	Material	Tinned Copper Wire Stranded
	Construction	28AWG , 7Strands/ 0.127 mm
Braiding	Material	Tinned Copper Wire
	Construction	16 Carriers / 8 Strands / 0.12 mm
	Coverage	90%Coverage
Jacket	Material	PVC
	Nom.thickness	0.61 mm
	Nom.diameter	5.6 ± 0.20 mm

Marking: E126286-C (UL) TYPE CL2 75°C 28AWG -- AWM STYLE 2960 60°C 30V
 CSA LL87003 AWM I/II A/B 80°C 125V FT4 DER AN

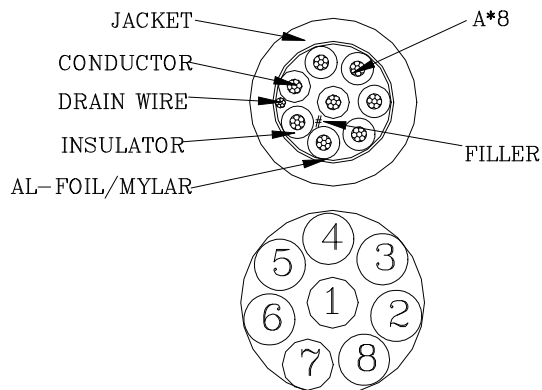
ELECTRICAL PROPERTIES

Conductor Resistance	Max. 237 ohms/km at 20°C
Insulation Resistance	Min. 100 mega ohms-km at 20°C
Dielectric Test	500 VAC /1 min ; No Breakdown

DRWN.	Zhangfan	SPEC NO.	Construction: 28AWG×3Pairs+ADB
CHKD.		H64753-1	
APPD.		DATE: Dec.-22-2010	

MVA TYPE 4 CABLE

SPEC No.:	7/0.16TA*8C+EA						
Customer		Customer NO.		8 Code:	341211--	Sample NO:	W96101125
UL File NO.	E101344	UL Style:	UL2464	Date:	10/11/07	Spec NO:	12B7801P00504FE-----
CSA File NO.	0	CSA Style:	0	Edition:	Original Edition	Operation NO:	0
Structure			Structure A				
Conductors	Structure AWG	AWG	26# (7/34)				
	Material	--	Tinned Copper				
	O.D.	mm	0.48 Ref				
Insulators	Material	--	SR-PVC				
	Diameter	mm	1.00 ± 0.07				
	Average Thickness	mm	0.260 Ref				
	Color	--	AS Color Code				
Layer	Direction	--	Right (S)				
	Pitch	mm	60 Ref				
	Diameter	mm	3.3 Ref				
Shielding	Material	--	--	AL-foil/mylar			--
	Conductive Side	--	--	Inside			--
	Overlap Rate	%	--	25 MIN			--
Drain wire	Structure AWG	AWG	24# (7/32)				
	Material	--	Tinned Copper				
Jacket	Material	--	PVC				
	Diameter	mm	5 ± 0.15				
	Average Thickness	mm	0.81 Ref				
	Extrusion	--	Solid				
	Externals	--	Plane				
	Color	--	P001				
Inking	Color	--	WHITE				
	Inking NO.	CW3D	☒ AWM E101344 STYLE 2464 300V 80°C SPACE SHUTTLE-D				
		CW3C	☒ AWM E101344 STYLE 2464 300V 80°C SPACE SHUTTLE-C				



MVA TYPE 4 CABLE

SPEC No.:	7/0.16TA*8C+EA						
Customer		Customer NO.		8 Code:	341211--	Sample NO:	W96101125
UL File NO.	E101344	UL Style:	UL2464	Date:	10/11/07	Spec NO:	12B7801P00504FE-----
CSA File NO.	0	CSA Style:	0	Edition:	Original Edition	Operation NO:	0

Electric Characters

- 1.Voltage rating : 300V
- 2.Temperature rating: 80°C
- 3.Spark test : AC- 2500V/0.15 sec MIN.
- 4.Dielectric strength: AC- 1500V/3 sec MIN.
- 5.Insulation resistance : SR-PVC: DC- 500V 10 MΩ/KM MIN. at 20°C
- 6.Conductor resistance: 26AWG- 148Ω/KM MAX. at 20°C

Physical Characters

1. Falme Test of cable:
 - 1.1 Cable Flame Test
- 2.Tensil strength test(before aging)
 - 2.1 Sheath : > 1.05kg/mm2
 - 2.2 Insulation : >2.11kg/mm2
- 3.Tensil strength test (after aging)
 - 3.1 Sheath : >70%
 - 3.2 Insulation : >70%
- 4.Elongation (before aging)
 - 4.1 Sheath : >100%
 - 4.2 Insulation : >100%
- 5.Elongation(after aging)
 - 5.1 Sheath : >65%
 - 5.2 Insulation : >70%
- 6.Requirements for green environment protection : Accord with RoHS

Approve	Frend	Aud it ing	Joan	Producer	Kekeli
----------------	--------------	-------------------	-------------	-----------------	---------------